






## Civil Works Rigging Course



We combine in-class content with practical experience. Students will receive classroom theory and hands on practical training including calculating load weights, finding load center of gravity, rigging loads and making actual lifts.



-  1844 842 5141
-  [training@bigfootcrane.com](mailto:training@bigfootcrane.com)
-  [academy.bigfootcrane.com](http://academy.bigfootcrane.com)

The goal of the Course is to equip students for a safe career as a knowledgeable and confident rigger.

Our Civil Works Rigging Course takes 1 day to complete (up to 10 students per session), and students will be made fully competent in rigging for every job site.

## Course outline

- Hoisting and Trucking Hand Signals
- Determining The Weight of a Load
- Load Center of Gravity (COG)
- Rigging Terminology and Appropriate Uses
- Rigging Inspection
- Use of Rigging Capacity Tables
- How Sling Configuration Effects Capacity
- Rigging Care and Storage
- Common Hazards and Safety Around Hoisting Equipment
- Lift Planning
- Electrical Safety

## Tuition and Fees

\$2,850.00 + GST (includes assessment and manual). This price covers up to a total of 10 people in your training program within Metro Vancouver.

## Assessment

A Certificate of Training will be issued to students upon successful completion of the course.

## Entrance Requirements

- Adequate Strength
- Fluent English
- Good Reading Comprehension

## Custom Rigging Course

We have many years of experience delivering rigging training in all sectors of construction. Give us a call to schedule a custom rigging course for your employees that is tailored to your requirements.

## Location

**Courses can be run at at your location.**

The Bigfoot Crane Civil Works Rigging Course is scheduled on demand. Classes run from 7:30 am to 3:30 pm (with 30 minutes for lunch) from Monday to Friday.

